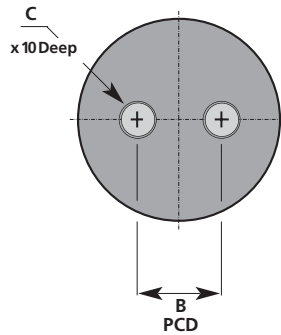
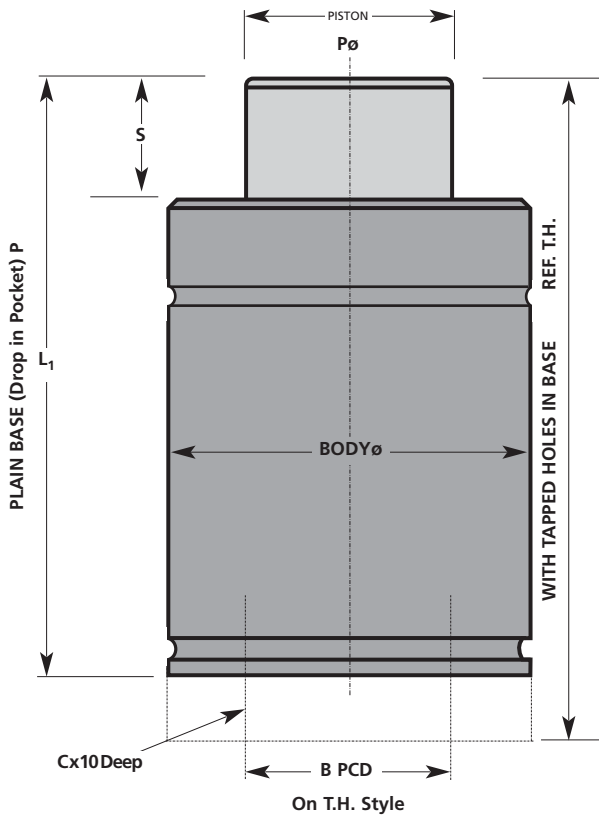


MA MIGHTY ATOM RANGE

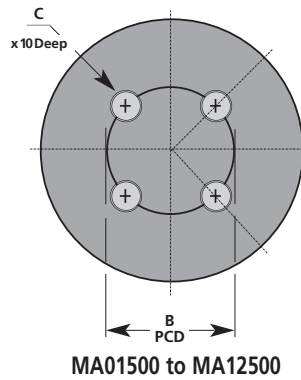
Spring Type/ Part Number Order either P or TH	Spring Force N (lbs)		Piston Ø mm	Body Ø mm	L1 P <i>Plain</i>	L2 TH <i>Tapped Holes</i>	Service Kit
	Initial	Maximum					
MA 00500/15 P or TH	5000	7100	20	40	71	81	35-28-00
MA 00500/20 P or TH	(1102)	(1565)			81	91	
MA 00500/25 P or TH					91	101	
MA 00500/30 P or TH					101	111	
MA 00500/35 P or TH					111	121	
MA 00500/40 P or TH					121	131	
MA 00500/45 P or TH					131	141	
MA 00500/50 P or TH					141	151	
MA 00750/15 P or TH	7500	12300	25	50	79	89	35-28-01
MA 00750/20 P or TH	(1653)	(2711)			89	99	
MA 00750/25 P or TH					99	109	
MA 00750/30 P or TH					109	119	
MA 00750/35 P or TH					119	129	
MA 00750/40 P or TH					129	139	
MA 00750/45 P or TH					139	149	
MA 00750/50 P or TH					149	159	
MA 01500/15 P or TH	15000	22260	36	75	87	91	35-28-02
MA 01500/20 P or TH	(3306)	(4907)			97	101	
MA 01500/25 P or TH					107	111	
MA 01500/30 P or TH					117	121	
MA 01500/35 P or TH					127	131	
MA 01500/40 P or TH					137	141	
MA 01500/45 P or TH					147	151	
MA 01500/50 P or TH					157	161	
MA 03000/15 P or TH	30000	45060	50	95	97	101	35-28-03
MA 03000/20 P or TH	(6613)	(9933)			107	111	
MA 03000/25 P or TH					117	121	
MA 03000/30 P or TH					127	131	
MA 03000/35 P or TH					137	141	
MA 03000/40 P or TH					147	151	
MA 03000/45 P or TH					157	161	
MA 03000/50 P or TH					167	171	
MA 05000/15 P or TH	50000	75600	65	120	108	108	35-28-04
MA 05000/20 P or TH	(11,023)	(16,666)			118	118	
MA 05000/25 P or TH					128	128	
MA 05000/30 P or TH					138	138	
MA 05000/35 P or TH					148	148	
MA 05000/40 P or TH					158	158	
MA 05000/45 P or TH					168	168	
MA 05000/50 P or TH					178	178	
MA 07500/15 P or TH	75000	105000	80	150	122	122	35-28-05
MA 07500/20 P or TH	(16,534)	(23,148)			132	132	
MA 07500/25 P or TH					142	142	
MA 07500/30 P or TH					152	152	
MA 07500/35 P or TH					162	162	
MA 07500/40 P or TH					172	172	
MA 07500/45 P or TH					182	182	
MA 07500/50 P or TH					192	192	
MA 12500/15 P or TH	125000	200000	100	190	132	132	35-28-06
MA 12500/20 P or TH	(28,000)	(44,800)			142	142	
MA 12500/25 P or TH					152	152	
MA 12500/30 P or TH					162	162	
MA 12500/35 P or TH					172	172	
MA 12500/40 P or TH					182	182	
MA 12500/45 P or TH					192	192	
MA 12500/50 P or TH					202	202	



MA MIGHTY ATOM RANGE



MA00500 and MA00750 only



MA01500 to MA12500

Fixing Centres on T.H. Style

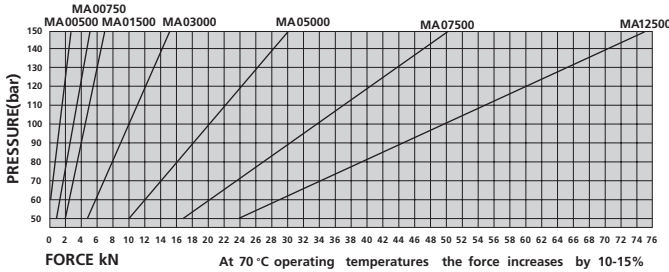
Type	B	C
MA 00500	20	2xM8
MA 00750	20	2xM8
MA 01500	40	4xM8
MA 03000	60	4xM8
MA 05000	80	4xM10
MA 07500	80	4xM10
MA 12500	100	4xM10

GAS SPRING DATA

Use only Nitrogen.
 Max. Pressure 150 Bar.
 Min. Pressure 50 Bar.
 Max. Piston Velocity 38m/min.
 Max Side Force 0.20°
 CNOMO Hoses by request

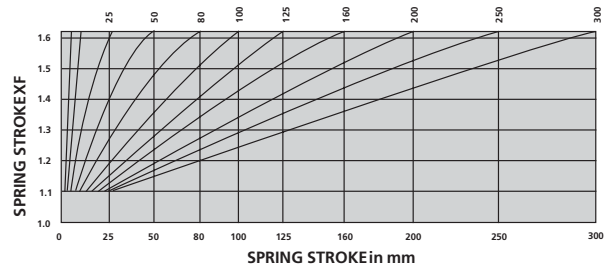
FORCE ON IMPACT

Mighty Atom Range

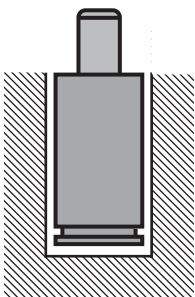


Character Curves for Mighty Atom Range

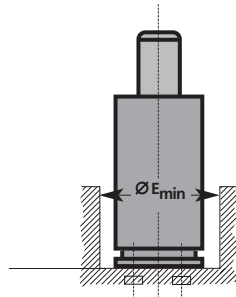
MA 00500, 00750, 01500, 03000, 05000, 07500, 012500



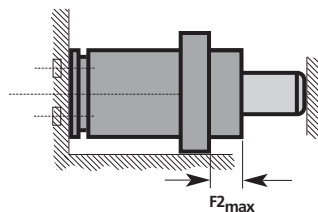
Mounting Examples



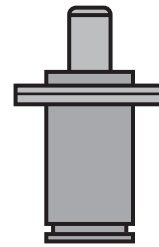
DROP IN POCKET (P)



Tapped Holes (TH)
 $E = \text{body } \varnothing + 2 \text{ mm}$



Tapped Holes (TH)
 with end supports (ES)



Front Flange (FF)

NB If mounted horizontally an end support must be used. FF style springs supplied to (P) Plain Base - dimensions

How to Order:

Spring Type x Stroke x Fixing
 MA 00500/50T.H.

See pages 19 - 23 for
 Fastening Examples.

